
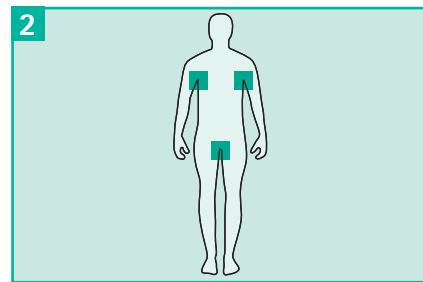


Prontoderm[®] Foam: MDRO Decolonisation


Ready to use leave on products: **DO NOT DILUTE OR WASH OFF**



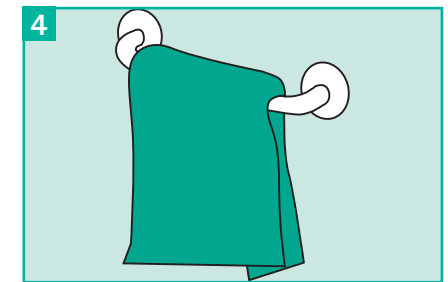
1 Shower or bathe as normal.



2 Pay particular attention to area around armpits, navel, groin and perineum.



3 Rinse off thoroughly.



4 Dry with a clean towel.

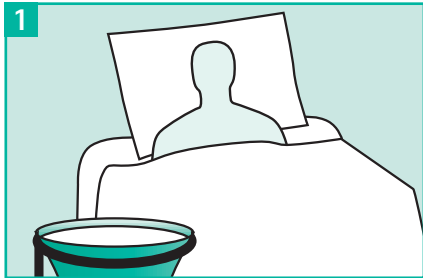
Treatment Date	Signature



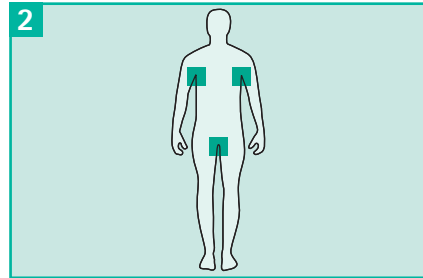
FINAL STAGE OF DECOLONISATION.
Apply Prontoderm foam to all areas of the body including hair by hand or using a dry wipe.
ENSURE FULL COVERAGE. Rub in until dry.

Bed Bound Patients

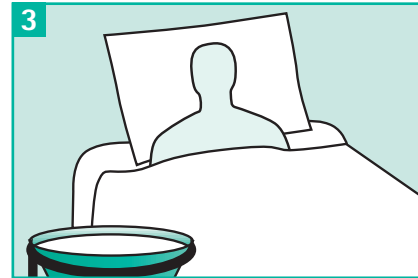
Ready to use leave on products: **DO NOT DILUTE OR WASH OFF**



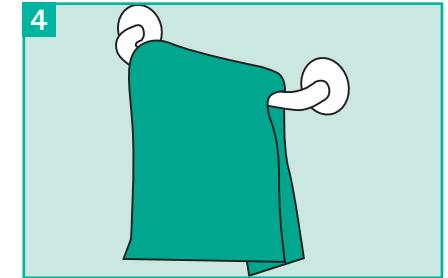
1 Shower or bathe as normal.



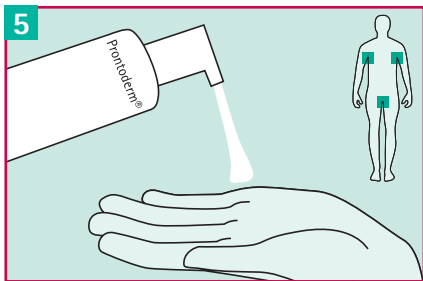
2 Pay particular attention to area around armpits, navel, groin and perineum.



3 Rinse off thoroughly.



4 Dry with a clean towel.



FINAL STAGE OF DECOLONISATION.
Apply Prontoderm foam to all areas of the body including hair by hand or using a dry wipe. **ENSURE FULL COVERAGE.** Rub in until dry.

Area	Product	Frequency of Use
Body and Hair	Prontoderm Foam	Once daily for 5 days