




# Barrier Preparations Formulary

**IMPORTANT SAFETY INFORMATION:** As per MHRA/CHM Advice (updated December 2018), there is a fire risk associated with the build-up of emollient residue on clothing and bedding. There is a fire risk with all paraffin-containing emollients, regardless of paraffin concentration, and it cannot be excluded with paraffin-free emollients. **A similar risk may apply to products that are applied to the skin over large body areas, or in large volumes for repeated use for more than a few days. Healthcare professionals must ensure that patients and their carers understand the fire risk associated with the build-up of residue on clothing and bedding and can take action to minimise the risk.**



For more information and resources see [www.gov.uk/drug-safety-update/emollients-and-risk-of-severe-and-fatal-burns-new-resources-available](http://www.gov.uk/drug-safety-update/emollients-and-risk-of-severe-and-fatal-burns-new-resources-available).

Formulation	Restriction	Product	Indications/Features	Directions
Ointment		Zinc & Castor Oil 500g (£5.15)  Allergy advice	Protective water resistant cream for dry, chapped skin. Suitable for use in adults, children and elderly. Not suitable for patients with peanut allergy.	Apply directly to clean dry skin as required.
Creams		Medi Derma-S® Barrier cream 90g (£5.95), 28g (£2.98), 2gx20 Sachets (£5.85) 	Provides protection for skin from bodily fluids. Non-sting. Can be applied to both damaged and intact skin. Provides protection around the area where the dressing, pouch or adhesive device is to be applied by forming a transparent coating. Suitable for use on paediatric patients.	Only a small amount required for each application. Quickly absorbed into the skin using a gentle massage
	To be used second line if Medi Derma-S® Barrier cream is not tolerated	Zerolon® Barrier Cream 92g (£5.06) 28g (£2.33)	Zerolon® Barrier Cream moisturises and protects intact, damaged or inflamed skin. Prevents irritation from bodily fluids and acts as a barrier to urine, faeces and exudate.  Suitable for use with incontinence pads.  Allows adhesive dressings to attach to the skin.  SLS, fragrance and paraben free.	Clean and dry the skin.  Apply product the affected area.

# Barrier Preparations Formulary

Formulation	Restriction	Product	Indications/Features	Directions
<b>Creams</b>	Specialist advice only	Medihoney® Barrier Cream 50g (£4.89) 20 x 2g sachets (£6.11)	Protects at risk skin from breakdown associated with incontinence. Can be used under continence pads. Can be used around wound edges to protect skin from irritation and breakdown caused by skin exudate. Suitable for injured skin or areas that are inflamed or excoriated. Suitable for all ages including paediatrics and neonates Provides a dry to touch layer, allows adhesive dressings to be used effectively. Anti-candida and anti-fungal performance. Free from fragrance, lanolin, parabens, mineral oils.	When using for the first time, patch test a small area of skin. If irritation occurs, discontinue use. Apply to clean, dry skin three times a day or as required. Reapply after bathing or at each dressing change. Cream does not need to be washed prior to further applications.
	Specialist advice only	Proshield® Plus Skin Protective 115g (£9.94)	Barrier cream to protect skin from the effects of urine, faeces, friction and shear. Can be used to protect intact and injured skin. Short term use (up to 4 weeks). Continence pads can be applied directly over the protected area.	Thoroughly cleanse area before each application. Re-apply after each episode of incontinence and if no sheen is visible on the surface of the skin. Apply a thin layer to normal intact skin and irritated perineum skin. Apply a liberal layer to injured skin associated bodily fluid dermatitis and with incontinence.
<b>Sprays</b>	Specialist advice only	Medi Derma-Pro® Foam and Spray Incontinence Cleanser 250ml (£5.95) 	Effectively removes dried on body fluid. No rinse formulation minimises skin rubbing and potential friction damage. Can be used on intact or damaged skin. Suitable for paediatric use. No sting formulation. Alcohol, fragrance, latex, parabens and phthalates free.	Using either foam or spray mode, apply directly to the skin or via the use of a wash cloth. Gently cleak the area and then pat or air dry. Foam mode is recommended for difficult to reach areas.

# Barrier Preparations Formulary

Formulation	Restriction	Product	Indications/Features	Directions
<b>Applicators</b>		Medi Derma-S® Non-sting Medical Barrier Film Applicators 5 x 1ml (£3.70) 5 x 3ml (£5.95) 	Protects damaged and intact skin from bodily exudates, adhesives and friction.  Does not impede the adhesion of dressings, pouches or adhesive devises.  Highly flammable and should be used in a well ventilated area.	Skin should be clean and dry prior to application  If you have missed an area, wait until initial application has dried, then reapply as required.  Quick dry formulation, applied thinly to form a resilient waterproof barrier .
	To be used second line if Medi Derma-S not tolerated	LBF® Film Foam applicators (CliniMed) 1mlx5 (£3.70), 2mlx5 (£5.95) 	Protects damaged and intact skin from bodily exudates. Alcohol free, no sting. Quick drying. Does not impair appliance adhesion Can be used on peristomal skin Highly flammable and should be used in a well ventilated area.	Skin should be clean and dry prior to application  Remove from sachet and gently wipe over the intended area.
<b>Wipes</b>		Preventox Skin Protective Barrier Wipes 50 wipes (£9.81)	Protects skin by forming an elastic film. Also has cleaning, degreasing and disinfecting properties.  Does not impede the adhesion of dressings, pouches or adhesive devises.	Apply wipe over the affected area to leave a protective barrier film.
	Continence team only	Coloplast Conveen® Prep Wipes 54 (£11.17)	To help adhesion of incontinence sheaths.	Clean, rinse and dry the skin in the area, wipe at the base and allow to dry before applying sheath.

- Author: Emma Moncrieff, NHS Nottingham and Nottinghamshire CCG.
- Ratified: June 2021    Review Date: June 2024