






All barrier preparations, if used in excess (i.e., lathered on), can transfer onto incontinence pads and leave a ‘waterproof’ layer over the pad's surface; this can lead to increased moisture damage to the skin, as the pad will become less effective.



Barrier preparations for stoma patients are ordered via the Nottinghamshire Appliance Management Service (NAMS). See [The Stoma Ancillary Formulary](#).

Safety information: A fire risk is associated with some skin preparations when soaked into fabric (and set alight). For further information, see the MHRA resources [here](#)

First Line.

Formulation	Application and Restrictions	Product	Indications/Features	Directions
Ointment	The volume prescribed will depend upon the area of skin that requires barrier protection. SPC	Zinc & Castor Oil ointment. 500g (£5.14)  <small>Allergy advice See BNF for details</small>	Protective water-resistant ointment for dry, chapped skin. Suitable for all ages, including neonates and paediatrics. Not suitable for patients with peanut allergy.	Apply sparingly directly onto clean, dry skin as required, up to four times daily (patient information leaflet). Excessive application can affect the absorbency of body-worn pads.
Cream	Different prescribable volumes. A pea-sized amount of cream will cover an area approximately the size of an average palm. Medi Derma-S® product video	Medi Derma-S® Barrier cream. 28g (£2.98) 90g (£5.95) 20x2g Sachets (£5.85)  	Protects the skin from bodily fluids. The non-stinging cream can be applied to both damaged and intact skin to form a transparent coating to protect the area of skin where the dressing, pouch, or adhesive device needs application. Suitable for all ages, including neonates and paediatrics. Alcohol, fragrance, latex, paraben, and phthalate free.	Only a small amount is required for each application, which is quickly absorbed into the skin with a gentle massage.
Applicator	Barrier Film 1ml applicator will cover approximately the size of an A5 sheet of paper. 3ml applicator will cover approximately the size of an A4 sheet of paper.	Medi Derma-S® Non-sting Medical Barrier Film Applicators. 5 x 1ml (£3.70) 5 x 3ml (£5.95)  	Protects damaged and intact skin from bodily exudates, adhesives, and friction. Does not impede the adhesion of dressings, pouches, or adhesive devices. Highly flammable and should be used in a well-ventilated area. Alcohol, fragrance, latex, paraben and phthalate free.	The skin should be clean and dry before application. After application, allow the area to dry for 5 to 10 seconds. Hold open any skin folds to ensure complete drying. If you have missed an area wait until the initial application has dried, then reapply thinly as required. The quick-drying formulation forms a resilient, waterproof barrier.


First Line continued.

Formulation		Product	Indications/Features	Directions
Spray	Barrier film spray should only be used on larger areas of skin damage such as sacral areas. Cavilon® product application video	Cavilon® Barrier film spray 28ml pump (approximately 140 squirts). (£5.85)  	A non-stinging, quick-drying barrier to protect intact, damaged, or 'at-risk' skin from friction, urine, faeces, and other body fluids. Does not impair adhesive adhesion. Highly flammable and should be used in a well-ventilated area. Allow the product to dry for approximately 30 seconds. If an odour is detectable, the product is not completely dry. Suitable for all ages, including paediatrics over 1 month old. Alcohol-free and latex-free.	The skin should be clean and dry before applying a thin layer of foam to form a resilient, waterproof barrier. After application, allow five to ten seconds for the area to dry. Hold open any skin folds to ensure complete drying. If you have missed an area, wait until the initial application has dried, then reapply as required. Application only needs to be made once in 24-72 hours if required.
Wipe	Single-use wipe.	Preventox® Skin Protective Barrier Wipes. 50 wipes (£10.24)	The wipe has cleaning, degreasing and disinfecting properties and forms an elastic film on the skin, which allows the skin to breathe and should not impede the adhesion of dressings, pouches, or adhesive devices.	Apply the wipe over the affected area to leave a protective barrier film. After application, allow five to ten seconds for the area to dry. Hold open any skin folds to ensure complete drying.

Second Line.



Formulation	Restriction	Product	Indications/Features	Directions
Cream	Zerolon® Barrier Cream should only be used second line if Medi Derma-S® Barrier cream is not tolerated. Apply pea-sized amounts to clean and dry skin, gently spreading the cream evenly to form a thin protective barrier Zerolon® product information	Zerolon® Barrier Cream. 28g (£2.47) 92g (£5.38)	The barrier cream moisturises and protects intact, damaged, or inflamed skin and prevents irritation from bodily fluids acting as a barrier to urine, faeces, and exudate. Suitable for use with incontinence pads. Allows adhesive dressings to attach to the skin. SLS, fragrance and paraben free.	Apply pea-sized amounts to clean and dry skin, gently spreading the cream evenly to form a thin protective barrier. The absorbency of body pads can be affected if used in excess. Apply sparingly to give 24-hour protection

Second Line continued.

Formulation	Restriction	Product	Indications/Features	Directions
Applicator	<p>Cavilon® film foam applicator should only be used second line if Medi Derma-S® Non-sting Medical Barrier Film Applicators are not tolerated.</p> <p>1ml applicator will cover approximately the size of an A5 sheet of paper.</p> <p>3ml applicator will cover approximately the size of an A4 sheet of paper.</p> <p>Cavilon® product application video</p>	<p>Cavilon® film foam applicator. 5 x 1ml (£4.09) 5 x 3ml (£6.62)</p> 	<p>Non-stinging, quick-drying barrier to protect intact, damaged, or 'at-risk' skin from friction, urine, faeces, and other body fluids. Does not impair adhesive adhesion.</p> <p>Highly flammable and should be used in a well-ventilated area. Allow the product to dry for approximately 30 seconds. If an odour is detectable, the product is not completely dry.</p> <p>Suitable for all ages including paediatrics over 1 month old.</p> <p>Alcohol-free and latex-free</p>	<p>The skin should be clean and dry before applying a thin layer of foam to form a resilient, waterproof barrier.</p> <p>After application, allow five to ten seconds for the area to dry. Hold open any skin folds to ensure complete drying.</p> <p>If you have missed an area, wait until the initial application has dried, then reapply as required.</p> <p>Application only needs to be made once in 24-72 hours if required.</p>

Specialist Advice Only.

Formulation	Restriction	Product	Indications/Features	Directions
Cream	<p>Specialist advice only.</p> <p>When using the barrier cream for the first time, patch test a small area of the skin. If irritation occurs, avoid use.</p> <p>MediHoney® Barrier Cream product information</p>	<p>Medihoney® Barrier Cream. 50g (£5.04) 20 x 2g sachets (£6.30)</p>	<p>Protects 'at-risk' skin from breakdown associated with incontinence.</p> <p>The barrier cream can be used under continence pads and around the edges of wounds to protect the skin from irritation and breakdown caused by skin exudate.</p> <p>Suitable for injured skin or areas that are inflamed or excoriated.</p> <p>Suitable for all ages including neonates and paediatrics.</p> <p>Anti-candida and anti-fungal performance.</p> <p>Free from fragrance, lanolin, parabens, and mineral oils.</p>	<p>Apply to clean, dry skin three times a day or as required to provide a dry-to-touch layer that allows adhesive dressings to be used effectively. Reapply after bathing or at each dressing change.</p> <p>The cream does not need to be washed off before further applications.</p>

Formulation	Restrictions & advice	Product	Indications/Features	Directions
Cream	Specialist advice only Proshield® skin protectant application video	Proshield® Plus Skin Protective. 115g (£10.35)	The cream protects the skin from the effects of urine, faeces, friction, and shear and can be used for intact and injured skin associated with incontinence. Continence pads can be applied directly over the protected area. Parabens, Petrolatum, latex, mineral oil, lanolin and alcohol free	Thoroughly cleanse the area before each application and re-apply after each episode of incontinence or if there is no sheen visible on the surface of the skin. Apply a thin layer to normal intact skin and irritated perineum skin. Apply a liberal layer to injured skin caused by bodily fluid dermatitis and associated with incontinence.
Spray/Foam (dual nozzle)	Specialist advice only. Used to remove any residual barrier cream, ointment or film. Medi Derma-Pro® downloadable product information pack	Medi Derma-Pro® Foam and Spray Incontinence Cleanser. 250ml (£5.95) 	Effectively removes dried-on body fluid. The non-stinging no rinse formulation minimises skin rubbing and potential friction damage. The spray and foam can be applied to intact or damaged skin. Suitable for all ages including paediatrics. Alcohol, fragrance, latex, parabens, and phthalates free.	Using either the foam or spray, apply the cleanser directly to the skin or via a washcloth. Gently clean the area and then pat or air dry. Foam mode is recommended for difficult-to-reach areas.
Ointment	Specialist advice only. Do NOT apply an adhesive dressing or device to the treatment area. Medi Derma-Pro® downloadable product information pack	Medi Derma-Pro® Skin. Protectant Ointment. 115g (£8.50) 	Long-lasting protection, resilient, hydrophobic protective barrier from moisture-associated skin damage. The non-stinging 'tacky' consistency ensures the ointment adheres well to moist skin and wounds. Can be used underneath incontinence pads as it does not block pad absorption. Alcohol, fragrance, latex, parabens, and phthalates free.	Gently apply a thin layer evenly over the affected area. Apply more on very wet or damaged skin. Clean the area and reapply after each episode of incontinence or when the skin no longer looks shiny (no visible sheen).
Wipe	Continence team advice only. Single-use	Coloplast Conveen® Prep Wipes 54 (£11.66)	Prep wipes are used to prepare the skin for the application of a self-adhering urinary sheath.	Clean, rinse and dry the skin use the wipe at the base and allow the area to dry before applying the sheath.

Resources and information leaflets:

- Medicines and Healthcare products Regulatory Agency (2025). Available at: <https://products.mhra.gov.uk/substance/>. Accessed: 12.02.25.
- Medicareplus International: The Skin Protection Specialist (2025). Available at: https://www.medicareplus.co.uk/resources/all/0/date/desc/cat_type_name/Patient+Information+Leaflets. Accessed: 12.02.25.
- Drug Tariff March 2025. Available at: <https://www.drugtariff.nhsbsa.nhs.uk/#/00883669-DC/DC00883665/Home>. Accessed: 19.03.25.
- MHRA emollient safety resources (2021). Available at [Emollients and risk of severe and fatal burns: new resources available - GOV.UK](#). Accessed 19.03.25.
- MHRA Risk of severe and fatal burns with use of emollients. There is a risk of severe and fatal burns with all emollients, including paraffin-free products. Advice to Healthcare Professionals Information Leaflet (2021). Available at: [Fire safety information sheet for Healthcare Professionals](#). Accessed 17.04.25.